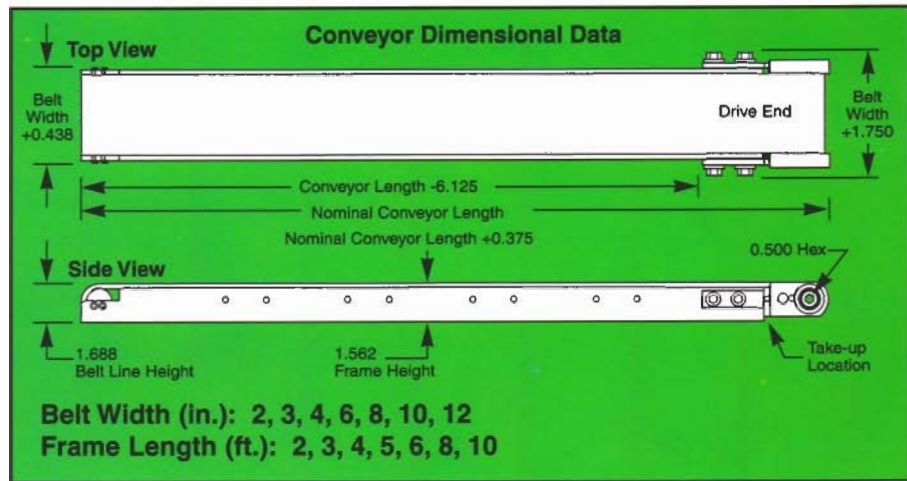




# Modular Slug-Vayor™ Selector Guide



## 35 FPM Drive Specifications:

For 115V., 1PH, 60HZ or  
 230V., 3PH, 60HZ motors.  
 Planetary Gear Reducer.  
 Top, bottom or side mounting  
 (for single conveyors).  
 Mounts to either side of conveyor.  
 Belt travels either toward or away from drive.


## 60 FPM Drive Specifications:

For 115/220V., 1PH, 60HZ or 230/460V., 3PH, 60HZ motors.  
 Right-angled Gear Reducer.  
 Top or bottom mounting (for single conveyors)  
 Top, side or independent mounting  
 (common, gang drive/multiple units).  
 Mounts to either side of conveyor.  
 Belt travels either toward or away from drive.


## Standard Options Available:



Improved bearing plate  
and belt take-up design



Wiper mounted on high side



Hinged sides

## Also available are:

Oil trough bottom pan ■ Magnetic bed ■ Leg supports ■ RMV belt (rubber modified vinyl)  
 1/8" Cleated belt ■ Belt scraper ■ Maintenance parts kit ■ Chemical resistant belt ■ Special controls

Information subject to change without notice.



## WARDCRAFT CONVEYORS

One Wardcraft Drive, Spring Arbor, Michigan 49283-9757  
 TEL: (517) 750-9100 • FAX: (517) 750-2244 • (800) 782-2779  
 Visit us [www.wardcraftconveyor.com](http://www.wardcraftconveyor.com) or [www.quickdiechange.com](http://www.quickdiechange.com)